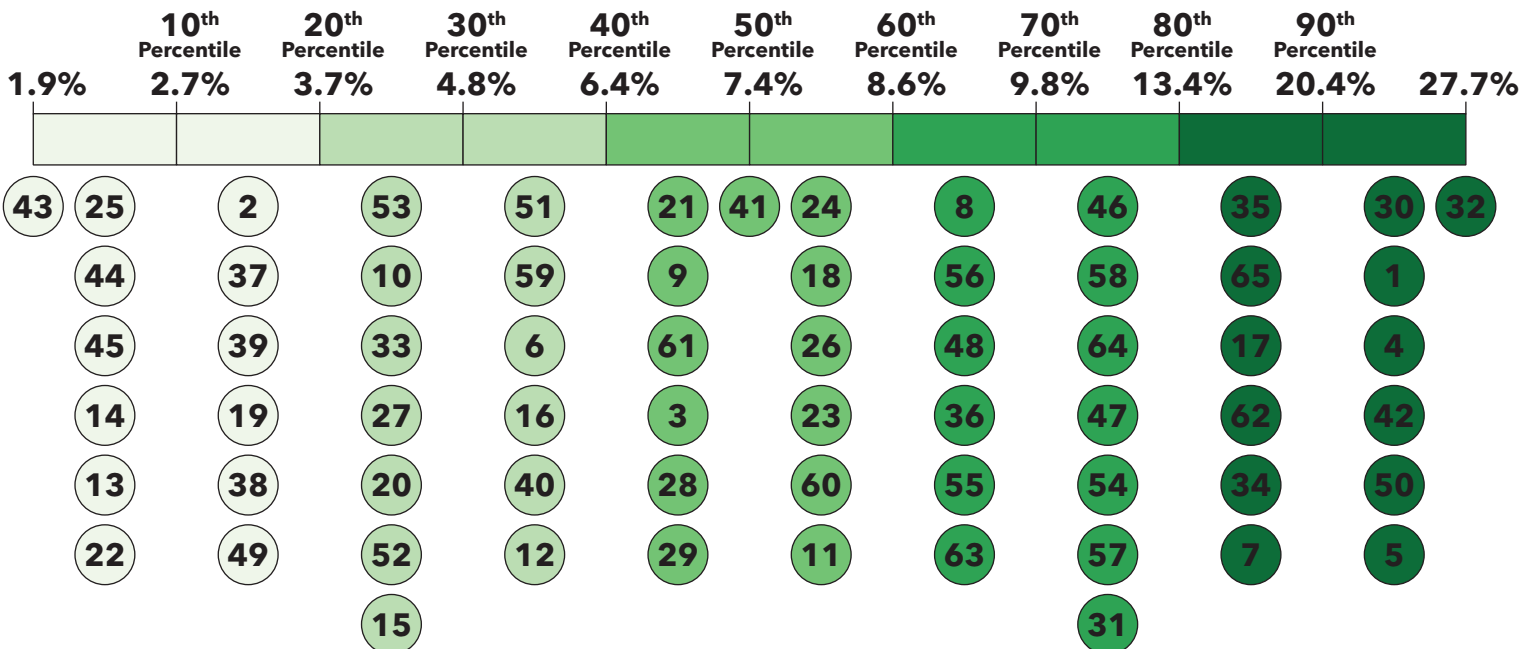
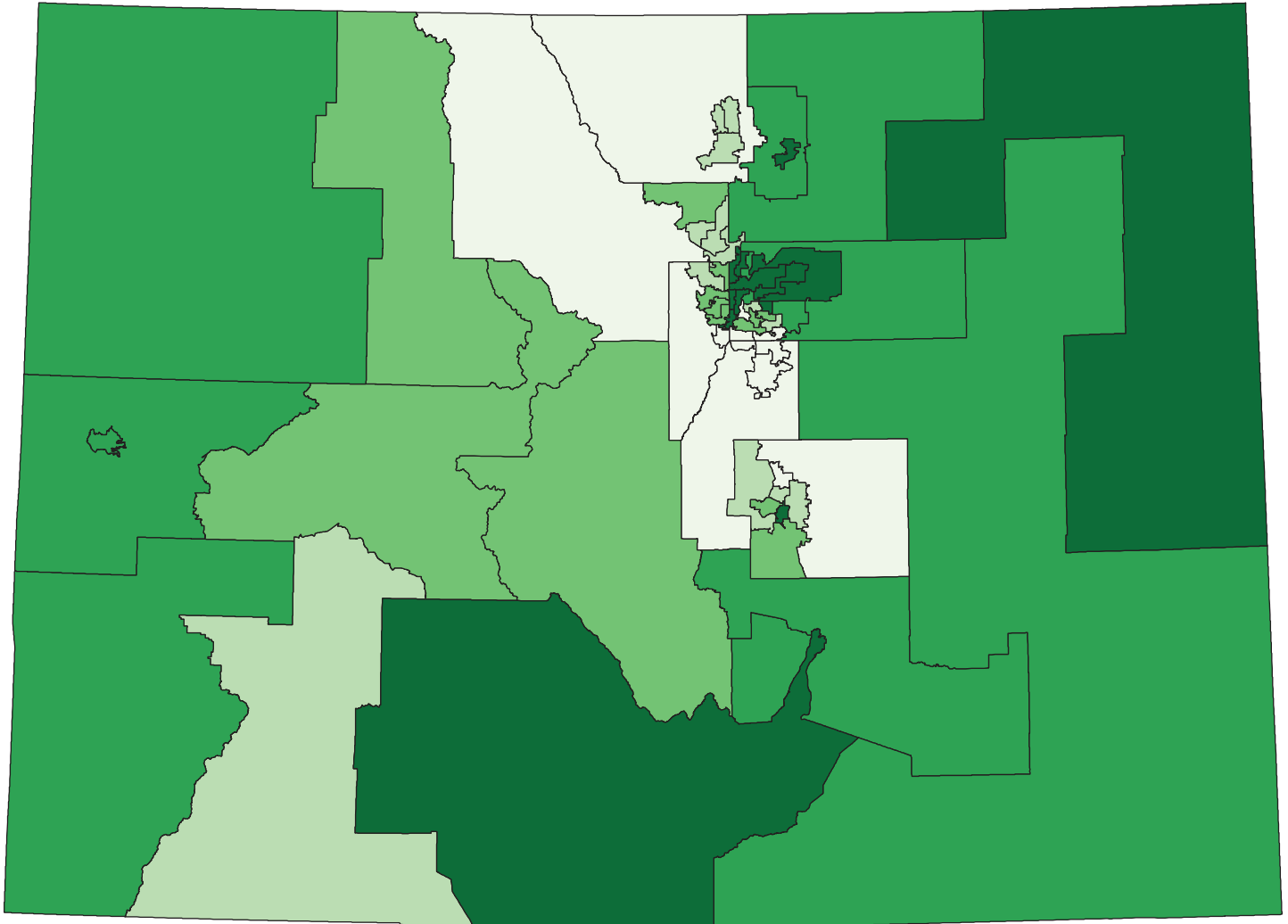


PERCENT OF POPULATION 25 YEARS AND OVER WITHOUT A HIGH SCHOOL DIPLOMA: 2017

By Colorado House District



Note: Districts listed from lowest to highest within each percentile

Source: U.S. Census Bureau; American Community Survey 2013-2017

PERCENT OF POPULATION 25 YEARS AND OVER WITHOUT A HIGH SCHOOL DIPLOMA: 2017

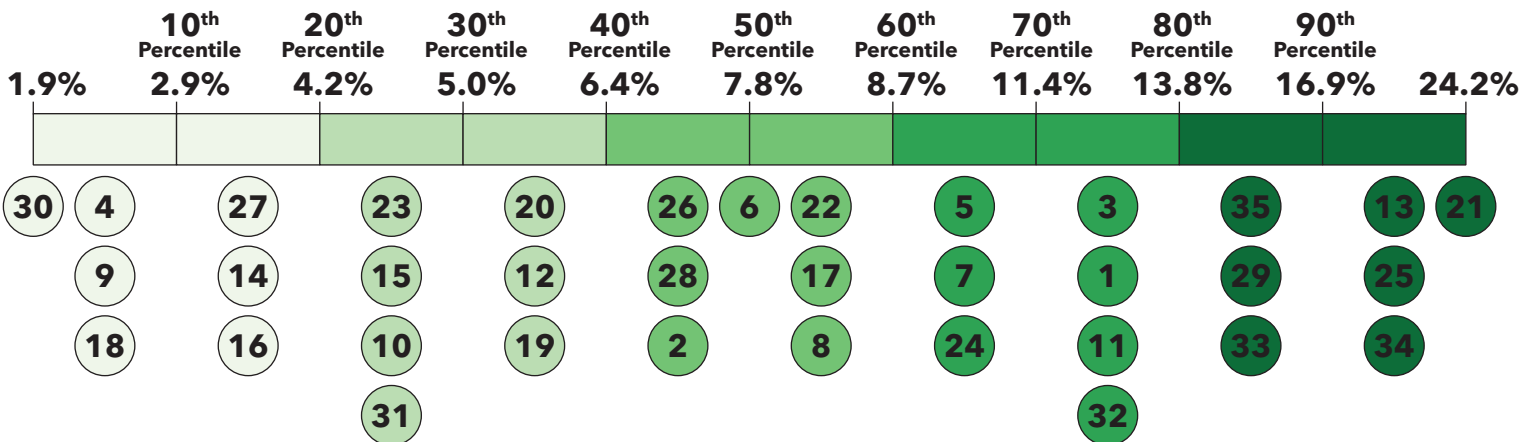
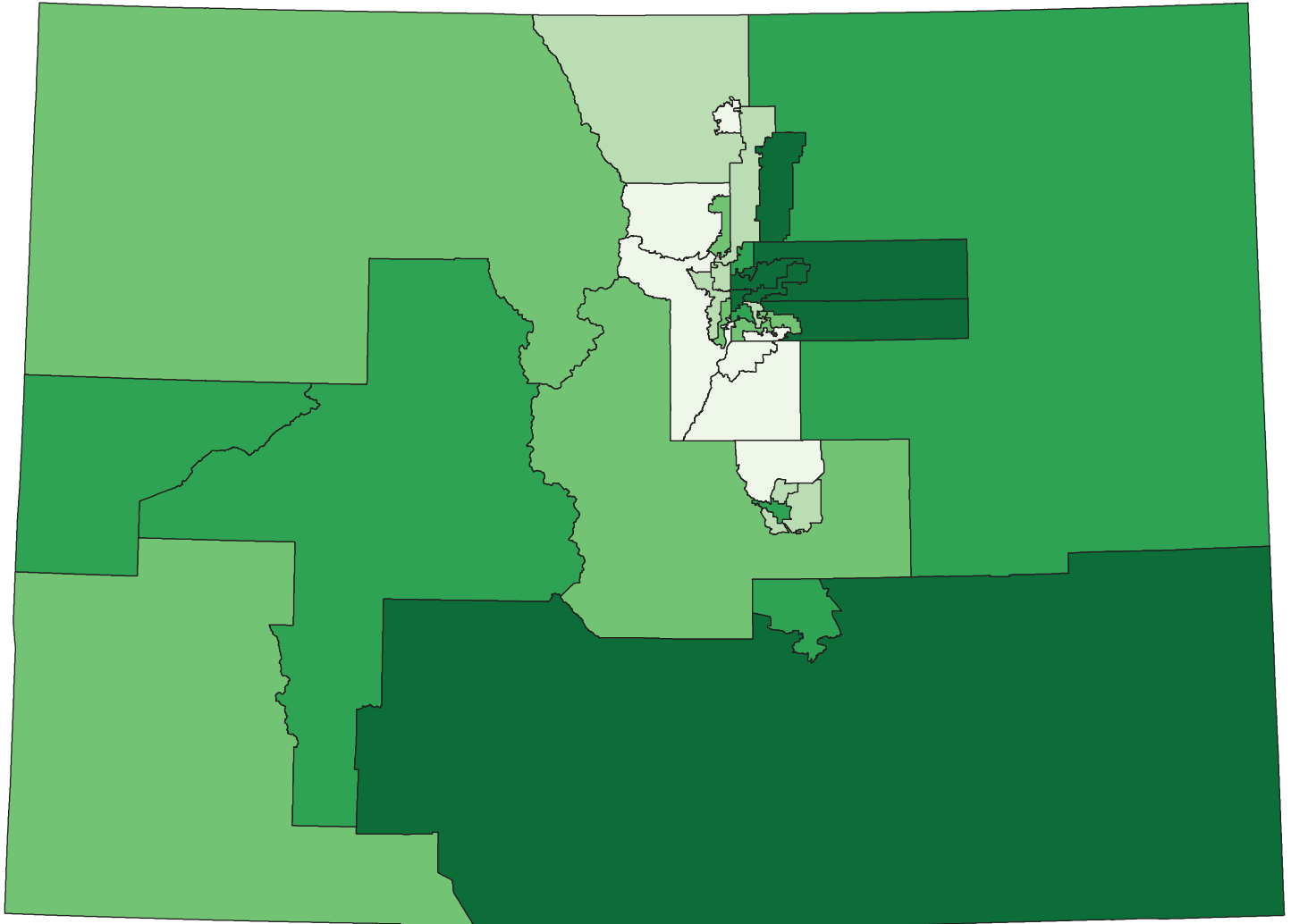
By Colorado House District

43 Kevin Van Winkle (R): 1.9%	40 Janet Buckner (D): 6.1%	47 Bri Buentello (D): 11.1%
25 Lisa Cutter (D): 2.1%	12 Sonya Jaquez Lewis (D): 6.2%	54 Matt Soper (R): 11.3%
44 Kim Ransom (R): 2.1%	21 Lois Landgraf (R): 6.5%	57 Perry Will (R): 11.7%
45 Patrick Neville (R): 2.2%	9 Emily Sirota (D): 6.5%	31 Yadira Caraveo (D): 13.3%
14 Shane Sandridge (R): 2.4%	61 Julie McCluskie (D): 6.7%	35 Shannon Bird (D): 13.8%
13 KC Becker (D): 2.6%	3 Meg Froelich (D): 6.9%	65 Rod Pelton (R): 14.9%
22 Colin Larson (R): 2.6%	28 Kerry Tipper (D): 7.3%	17 Tony Exum (D): 15.9%
2 Alec Garnett (D): 2.8%	29 Tracy Kraft-Tharp (D): 7.3%	62 Donald Valdez (D): 16.4%
37 Tom Sullivan (D): 3.1%	41 Jovan Melton (D): 7.4%	34 Kyle Mullica (D): 16.8%
39 Mark Baisley (R): 3.1%	24 Monica Duran (D): 7.9%	7 James Coleman (D): 20.3%
19 Tim Geitner (R): 3.5%	18 Marc Snyder (D): 8.1%	30 Dafna Michaelson Jenet (D): 20.4%
38 Susan Beckman (R): 3.6%	26 Dylan Roberts (D): 8.1%	1 Susan Lontine (D): 21.0%
49 Perry Buck (R): 3.6%	23 Chris Kennedy (D): 8.4%	4 Serena Gonzales-Gutierrez (D): 21.1%
53 Jennifer Arndt (D): 3.8%	60 James Wilson (R): 8.5%	42 Dominique Jackson (D): 21.2%
10 Edie Hooton (D): 3.9%	11 Jonathan Singer (D): 8.6%	50 Mary Young (D): 22.0%
33 Matt Gray (D): 4.0%	8 Leslie Herod (D): 8.6%	5 Alex Valdez (D): 22.3%
27 Brianna Titone (D): 4.3%	56 Rod Bockenfeld (R): 8.7%	32 Adrienne Benavidez (D): 27.7%
20 Terri Carver (R): 4.3%	48 Stephen Humphrey (R): 9.0%	
52 Cathy Kipp (D): 4.3%	36 Mike Weissman (D): 9.2%	
15 Dave Williams (R): 4.7%	55 Janice Rich (R): 9.3%	
51 Hugh McKean (R): 5.0%	63 Lori Saine (R): 9.7%	
59 Barbara McLachlan (D): 5.6%	46 Daneya Esgar (D): 9.9%	
6 Chris Hansen (D): 5.9%	58 Marc Catlin (R): 10.0%	
16 Larry Liston (R): 6.0%	64 Kimmi Lewis (R): 10.6%	

8.9%
IN COLORADO

PERCENT OF POPULATION 25 YEARS AND OVER WITHOUT A HIGH SCHOOL DIPLOMA: 2017

By Colorado Senate District



Note: Districts listed from lowest to highest within each percentile

Source: U.S. Census Bureau; American Community Survey 2013-2017

PERCENT OF POPULATION 25 YEARS AND OVER WITHOUT A HIGH SCHOOL DIPLOMA: 2017

By Colorado Senate District

30	Chris Holbert (R): 1.9%	3	Leroy Garcia (D): 11.8%
4	Jim Smallwood (R): 2.3%	1	Jerry Sonnenberg (R): 12.3%
9	Paul Lundeen (R): 2.4%	11	Pete Lee (D): 12.8%
18	Stephen Fenberg (D): 2.9%	32	Robert Rodriguez (D): 13.8%
27	Jack Tate (R): 2.9%	35	Larry Crowder (R): 13.8%
14	Joann Ginal (D): 3.7%	29	Rhonda Fields (D): 15.2%
16	Tammy Story (D): 3.7%	33	Angela Williams (D): 16.7%
23	Vicki Marble (R): 4.4%	13	John Cooke (R): 17.0%
15	Rob Woodward (R): 4.8%	25	Kevin Priola (R): 18.4%
10	Owen Hill (R): 4.8%	34	Julie Gonzalez (D): 19.9%
31	Lois Court (D): 5.0%	21	Dominick Moreno (D): 24.2%
20	Jessie Danielson (D): 5.1%		
12	Bob Gardner (R): 5.7%		
19	Rachel Zenzinger (D): 6.1%		
26	Jeff Bridges (D): 6.6%		
28	Nancy Todd (D): 6.7%		
2	Dennis Hisey (R): 6.8%		
6	Don Coram (R): 7.8%		
22	Brittany Pettersen (D): 7.8%		
17	Mike Foote (DR): 7.9%		
8	Bob Rankin (R): 8.5%		
5	Kerry Donovan (D): 8.9%		
7	Ray Scott (R): 9.8%		
24	Faith Winter (D): 10.1%		

8.9%
IN COLORADO